



# P10

## Active DSP Subwoofer

### Technical Specifications



HOME • CINEMA • STUDIO

**WORLD-CLASS HIGH PERFORMANCE LOUDSPEAKERS**

LOS ANGELES • STOCKHOLM • SYDNEY

- Dual-Drive Dual-Amp design
- Recommended for small to mid-size rooms
- Twin 10" long-throw drivers with 2.5" voice coils
- 350W+350W of high-efficiency green Class-D amplification
- P10-FP option enables use of external Procella DA-2800DSP 2,800 Watt four-channel power amplifier
- Sealed-box design with heavily braced cabinet
- Maximum output 119 dB @ 50Hz
- - 3 dB point 26 Hz
- Ultra-slim profile (180mm / 7.1" deep)
- 28-bit DSP control for room boundary conditions:
  - free standing
  - against wall
  - in corner
  - in baffle wall

**Frequency Response**

-3 dB                      26 Hz

**Maximum SPL**

@ 50 Hz                      119 dB

**Components**

Dual long-throw 10" drivers with 65mm voice coils in 36 litre sealed box

**DSP Section**

28 / 56 bit ADI Sigma

**DSP Settings**

User selectable

Free standing  
Against wall  
In corner  
In baffle wall

**Amplifier**

350W + 350W, Class-D

**Line Voltage**

100 - 250V, 40 - 80 Hz

**Connectivity**

Balanced XLR  
RCA input adaptor provided

**P10-FP Option**

Enables external amplification and DSP with Procella DA-2800 2,800 Watt four-channel power amplifier

**Construction**

Heavily internally braced MDF Studio vinyl finish as standard

**Dimensions**

HxWxD

18.5" x 26.8" x 7.1"  
470 x 680 x 180 mm

**Shipping Carton**

12.6" x 31.5" x 23.5"  
320 x 800 x 600 mm

**Net weight**

57.5 Lbs / 26.0 Kg

**Shipping weight**

66.5 Lbs / 30.1 Kg

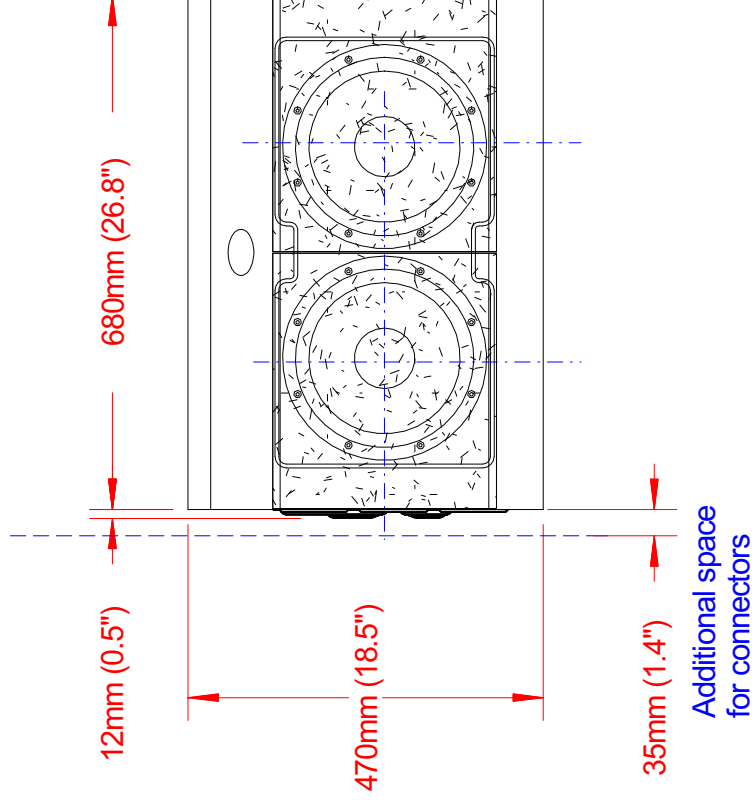
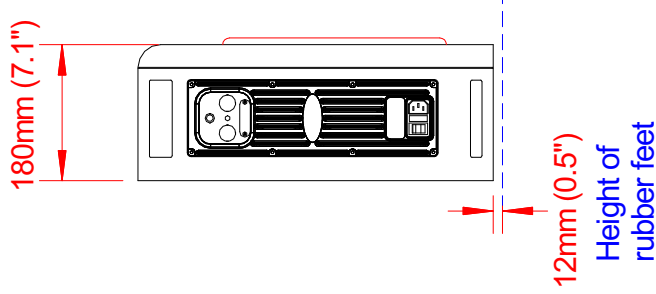

**Included**

Power cord, XLR-RCA adaptor, Damper feet

**Assembly**

Sweden; 100% QC testing

# P10



Baffle wall cut-out P10 = 720 x 500mm (28.4" x 20")  
Weight = 24kg



Procella P10 dimensions  
Anders Uggelberg, Aug23 -11  
UPD:  
Scale 1:10 (PDF/JPG-file not to scale)  
P10\_ext\_dim.CAD